



Winton Motor Raceway

Round 2 : March 12 - 14



ASBK.COM.AU f t i y

Date: 14/03/21
 Event: R14
 Weather: Sunny - Temp: 21.0C
 Track: Dry - Temp: 41.0C

Race 3

Started at: 15:12:55
 Laps: 6
 Starters: 18
 Printed at: 15:30

PROVISIONAL CLASSIFICATION


Pos	No	Name	Machine	Laps	Race Time	Behind Leader	Behind Prev	Fastest Lap	On Lap	Top Speed
1	26	Cameron SWAIN (QLD) / bLU cRU Yamaha / FIM Oceania / Motul / MA / Pirelli / Ricondi / AGV	Yamaha YZF-R15	4	7:02.043			1:43.712	3	123
2	65	Nate O'NEILL (QLD) / bLU cRU Yamaha / FIM Oceania / Motul / MA / Pirelli / Ricondi / AGV	Yamaha YZF-R15	4	7:05.950	3.907	3.907	1:44.917	3	123
3	42	Riley NAUTA (QLD) / bLU cRU Yamaha / FIM Oceania / Motul / MA / Pirelli / Ricondi / AGV	Yamaha YZF-R15	4	7:07.972	5.929	2.022	1:44.849	3	124
4	68	Ryan LARKIN (VIC) / bLU cRU Yamaha / FIM Oceania / Motul / MA / Pirelli / Ricondi / AGV	Yamaha YZF-R15	4	7:12.879	10.836	4.907	1:45.936	2	122
5	35	Varis FLEMING (VIC) / bLU cRU Yamaha / FIM Oceania / Motul / MA / Pirelli / Ricondi / AGV	Yamaha YZF-R15	4	7:14.864	12.821	1.985	1:47.131	3	121
6	41	Hudson THOMPSON (NSW) / bLU cRU Yamaha / FIM Oceania / Motul / MA / Pirelli / Ricondi / AGV	Yamaha YZF-R15	4	7:16.987	14.944	2.123	1:46.522	4	126
7	14	Harrison WATTS (QLD) / bLU cRU Yamaha / FIM Oceania / Motul / MA / Pirelli / Ricondi / AGV	Yamaha YZF-R15	4	7:17.061	15.018	.074	1:46.929	4	126
8	27	Toby JAMES (VIC) / bLU cRU Yamaha / FIM Oceania / Motul / MA / Pirelli / Ricondi / AGV	Yamaha YZF-R15	4	7:18.134	16.091	1.073	1:46.472	3	126
9	72	Levi RUSSO (NSW) / bLU cRU Yamaha / FIM Oceania / Motul / MA / Pirelli / Ricondi / AGV	Yamaha YZF-R15	4	7:22.124	20.081	3.990	1:48.684	4	123
10	13	Marcus HAMOD (NSW) / bLU cRU Yamaha / FIM Oceania / Motul / MA / Pirelli / Ricondi / AGV	Yamaha YZF-R15	4	7:30.294	28.251	8.170	1:48.745	4	122
11	48	Valentino KNEZOVIC (NSW) / bLU cRU Yamaha / FIM Oceania / Motul / MA / Pirelli / Ricondi / AGV	Yamaha YZF-R15	4	7:31.829	29.786	1.535	1:49.787	4	123
12	93	Tate McCCLURE (VIC) / bLU cRU Yamaha / FIM Oceania / Motul / MA / Pirelli / Ricondi / AGV	Yamaha YZF-R15	4	7:37.040	34.997	5.211	1:50.485	4	122
13	33	Jack FAVELLE (NSW) / bLU cRU Yamaha / FIM Oceania / Motul / MA / Pirelli / Ricondi / AGV	Yamaha YZF-R15	4	7:37.334	35.291	.294	1:50.485	4	121
14	46	William HUNT (NSW) / bLU cRU Yamaha / FIM Oceania / Motul / MA / Pirelli / Ricondi / AGV	Yamaha YZF-R15	4	7:37.498	35.455	.164	1:51.225	4	124
15	12	Nikolas LAKUSIC (QLD) / bLU cRU Yamaha / FIM Oceania / Motul / MA / Pirelli / Ricondi / AGV	Yamaha YZF-R15	4	7:42.780	40.737	5.282	1:52.195	4	120
16	40	Oliver SKINNER (TAS) / bLU cRU Yamaha / FIM Oceania / Motul / MA / Pirelli / Ricondi / AGV	Yamaha YZF-R15	3	5:55.756	37.828		1:55.441	2	119
17	18	Elijah ANDREW (NSW) / bLU cRU Yamaha / FIM Oceania / Motul / MA / Pirelli / Ricondi / AGV	Yamaha YZF-R15	3	6:00.437	42.509	4.681	1:56.935	2	121
DSQ	66	Lachlan MOODY (QLD) / bLU cRU Yamaha / FIM Oceania / Motul / MA / Pirelli / Ricondi / AGV	Yamaha YZF-R15	4	7:18.429	16.386		1:46.758	3	127


Fastest Lap was 1:43.712 by Cameron SWAIN (QLD)

*** RACE RED FLAGGED AFTER MOST RIDERS HAD COMPLETED 4 LAPS DUE TO CRASH AT TURN 2 OF NO. 66 (L. MOODY). RACE DECLARED AS 2/3rds RACE DISTANCE COMPLETED BY LEADERS. NO. 66 REMOVED AS CAUSE OF RED FLAG ***

The results are provisional until the end of the time limit for protests and appeals.


 Chief Timekeeper - Scott Lang


 Race Director - Tom Williams


 Clerk of Course - Paul Hinds



www.computime.com.au
 COMPUTIME RACE TIMING SYSTEMS PTY LTD





Winton Motor Raceway

Round 2 : March 12 - 14



ASBK.COM.AU f t i y

Date: 14/03/21
Event: R14
Weather: Sunny - Temp: 21.0C
Track: Dry - Temp: 41.0C

Race 3

Started at: 15:12:55
Laps: 6
Starters: 18
Printed at: 15:30


PROVISIONAL LAP TIMES


No	Name	Lap 1	Lap 2	Lap 3	Lap 4
12	Nikolas LAKUSIC (QLD)	2:02.121	1:54.684	1:53.780	1:52.195
13	Marcus HAMOD (NSW)	1:57.246	1:54.474	1:49.829	1:48.745
14	Harrison WATTS (QLD)	1:55.736	1:47.260	1:47.136	1:46.929
18	Elijah ANDREW (NSW)	2:06.372	1:56.935	1:57.130	
26	Cameron SWAIN (QLD)	1:49.825	1:44.391	1:43.712	1:44.115
27	Toby JAMES (VIC)	1:55.963	1:47.885	1:46.472	1:47.814
33	Jack FAVELLE (NSW)	2:00.061	1:55.512	1:51.276	1:50.485
35	Varis FLEMING (VIC)	1:53.070	1:47.452	1:47.131	1:47.211
40	Oliver SKINNER (TAS)	2:04.014	1:55.441	1:56.301	
41	Hudson THOMPSON (NSW)	1:55.617	1:47.319	1:47.529	1:46.522
42	Riley NAUTA (QLD)	1:52.585	1:45.419	1:44.849	1:45.119
46	William HUNT (NSW)	2:02.190	1:52.525	1:51.558	1:51.225
48	Valentino KNEZOVIC (NSW)	2:01.089	1:50.931	1:50.022	1:49.787
65	Nate O'NEILL (QLD)	1:50.365	1:45.551	1:44.917	1:45.117
66	Lachlan MOODY (QLD)	1:56.536	1:47.233	1:46.758	1:47.902
68	Ryan LARKIN (VIC)	1:54.047	1:45.936	1:46.656	1:46.240
72	Levi RUSSO (NSW)	1:55.569	1:49.113	1:48.758	1:48.684
93	Tate McCLURE (VIC)	2:02.441	1:53.321	1:50.793	1:50.485

*** RACE RED FLAGGED AFTER MOST RIDERS HAD COMPLETED 4 LAPS DUE TO CRASH AT TURN 2 OF NO. 66 (L. MOODY). RACE DECLARED AS 2/3rds RACE DISTANCE COMPLETED BY LEADERS. NO. 66 REMOVED AS CAUSE OF RED FLAG ***

The results are provisional until the end of the time limit for protests and appeals.


Chief Timekeeper - Scott Lang


Race Director - Tom Williams


Clerk of Course - Paul Hinds



www.computime.com.au
COMPUTIME RACE TIMING SYSTEMS PTY LTD





Winton Motor Raceway

Round 2 : March 12 - 14



ASBK.COM.AU f t i y

Date: 14/03/21
 Event: R14
 Weather: Sunny - Temp: 21.0C
 Track: Dry - Temp: 41.0C

Race 3

Started at: 15:12:55
 Laps: 6
 Starters: 18
 Printed at: 15:30

PROVISIONAL SPLIT TIMES

Lap	Split 1	Split 2	Split 3	Split 4	Lap Time	Spd	Lap	Split 1	Split 2	Split 3	Split 4	Lap Time	Spd
12 Nikolas LAKUSIC (QLD) (15th)							3	<u>15.584</u>	<u>17.580</u>	<u>35.721</u>	<u>37.587</u>	<u>1:46.472</u>	122
1	24.150	19.357	38.997	39.617	2:02.121	70	4	15.968	17.693	36.433	37.720	1:47.814	122
2	16.598	19.370	39.046	39.670	1:54.684	120							
3	16.535	18.973	38.399	39.873	1:53.780	120							
4	<u>16.492</u>	<u>18.702</u>	<u>38.116</u>	<u>38.885</u>	<u>1:52.195</u>	119							
13 Marcus HAMOD (NSW) (10th)							33 Jack FAVELLE (NSW) (13th)						
1	23.332	18.500	37.267	38.147	1:57.246	67	1	24.054	18.886	38.066	39.055	2:00.061	72
2	<u>15.745</u>	22.231	37.930	38.568	1:54.474	122	2	15.979	21.636	39.065	38.832	1:55.512	118
3	15.997	<u>18.363</u>	36.822	38.647	1:49.829	119	3	<u>15.925</u>	<u>18.559</u>	37.740	39.052	1:51.276	119
4	15.749	18.456	<u>36.740</u>	<u>37.800</u>	<u>1:48.745</u>	119	4	16.120	18.641	<u>37.500</u>	<u>38.224</u>	<u>1:50.485</u>	121
14 Harrison WATTS (QLD) (7th)							35 Varis FLEMING (VIC) (5th)						
1	22.874	18.584	37.072	37.206	1:55.736	59	1	21.425	17.597	36.489	37.559	1:53.070	57
2	15.729	<u>17.442</u>	36.408	37.681	1:47.260	126	2	<u>15.597</u>	<u>17.390</u>	36.633	37.832	1:47.452	121
3	15.558	17.694	<u>36.324</u>	37.560	1:47.136	122	3	15.712	17.519	<u>36.369</u>	37.531	<u>1:47.131</u>	120
4	<u>15.464</u>	17.750	36.564	<u>37.151</u>	<u>1:46.929</u>	122	4	15.623	17.586	36.566	<u>37.436</u>	1:47.211	120
18 Elijah ANDREW (NSW) (17th)							40 Oliver SKINNER (TAS) (16th)						
1	26.029	20.511	40.143	39.689	2:06.372	76	1	24.988	19.642	39.489	<u>39.895</u>	2:04.014	74
2	<u>17.342</u>	20.196	<u>39.443</u>	39.954	<u>1:56.935</u>	121	2	<u>16.615</u>	<u>19.053</u>	<u>39.403</u>	40.370	<u>1:55.441</u>	119
3	17.450	<u>19.795</u>	39.654	40.231	1:57.130	119	3	16.708	19.334	39.622	40.637	1:56.301	118
4	17.508	20.242	39.918	<u>39.510</u>	1:57.178	120	4	16.669	19.529	39.531	40.245	1:55.974	118
26 Cameron SWAIN (QLD) (1st)							41 Hudson THOMPSON (NSW) (6th)						
1	20.516	17.145	35.609	36.555	1:49.825	49	1	22.941	18.530	36.367	37.779	1:55.617	66
2	15.175	16.970	35.761	36.485	1:44.391	122	2	15.621	17.560	36.576	37.562	1:47.319	124
3	15.183	16.953	<u>35.221</u>	<u>36.355</u>	<u>1:43.712</u>	123	3	15.772	17.552	<u>36.201</u>	38.004	1:47.529	121
4	<u>15.089</u>	<u>16.917</u>	35.468	36.641	1:44.115	123	4	<u>15.334</u>	<u>17.500</u>	36.394	<u>37.294</u>	<u>1:46.522</u>	126
27 Toby JAMES (VIC) (8th)							42 Riley NAUTA (QLD) (3rd)						
1	22.629	17.799	37.288	38.247	1:55.963	53	1	21.527	18.091	36.004	36.963	1:52.585	60
2	16.046	17.680	36.374	37.785	1:47.885	126	2	<u>15.258</u>	<u>17.273</u>	35.861	37.027	1:45.419	123
							3	15.374	17.445	<u>35.457</u>	36.573	<u>1:44.849</u>	122
							4	15.380	17.458	35.800	<u>36.481</u>	1:45.119	124

Scott Laing
 Chief Timekeeper - Scott Laing

Tom Williams
 Race Director - Tom Williams

Paul Hinds
 Clerk of Course - Paul Hinds





Winton Motor Raceway

Round 2 : March 12 - 14



ASBK.COM.AU f t i y

Date: 14/03/21
 Event: R14
 Weather: Sunny - Temp: 21.0C
 Track: Dry - Temp: 41.0C

Race 3

Started at: 15:12:55
 Laps: 6
 Starters: 18
 Printed at: 15:30


PROVISIONAL SPLIT TIMES


Lap	Split 1	Split 2	Split 3	Split 4	Lap Time	Spd	Lap	Split 1	Split 2	Split 3	Split 4	Lap Time	Spd	
46 William HUNT (NSW) (14th)							4	15.679	17.985	36.335	37.903	1:47.902	127	
1	24.787	19.416	38.737	39.250	2:02.190	71								
2	16.568	18.886	37.657	39.414	1:52.525	120								
3	16.142	18.226	37.731	39.459	1:51.558	119	68 Ryan LARKIN (VIC) (4th)	1	22.291	17.847	36.717	37.192	1:54.047	66
4	16.269	18.322	37.592	39.042	1:51.225	119	2	15.362	17.190	36.473	36.911	1:45.936	122	
							3	15.444	17.204	36.198	37.810	1:46.656	121	
48 Valentino KNEZOVIC (NSW) (11th)							4	15.279	17.426	36.534	37.001	1:46.240	121	
1	24.284	19.389	38.966	38.450	2:01.089	74								
2	15.955	18.565	37.977	38.434	1:50.931	121	72 Levi RUSSO (NSW) (9th)	1	22.041	18.050	37.474	38.004	1:55.569	61
3	16.030	18.122	37.505	38.365	1:50.022	123	2	16.170	17.835	37.245	37.863	1:49.113	123	
4	15.825	18.262	37.737	37.963	1:49.787	121	3	15.886	18.040	36.762	38.070	1:48.758	123	
65 Nate O'NEILL (QLD) (2nd)							4	15.723	17.957	36.924	38.080	1:48.684	122	
1	20.787	17.156	35.789	36.633	1:50.365	51								
2	15.202	16.831	36.499	37.019	1:45.551	123	93 Tate McCLURE (VIC) (12th)	1	24.407	19.564	39.259	39.211	2:02.441	72
3	15.325	17.019	35.687	36.886	1:44.917	122	2	16.478	19.067	38.946	38.830	1:53.321	121	
4	15.291	16.905	36.107	36.814	1:45.117	122	3	15.805	18.400	37.207	39.381	1:50.793	122	
66 Lachlan MOODY (QLD) (DSQ)							4	16.299	18.086	37.443	38.657	1:50.485	119	
1	22.660	18.768	36.947	38.161	1:56.536	66								
2	15.535	17.982	36.060	37.656	1:47.233	123								
3	15.563	17.959	35.791	37.445	1:46.758	121								

*** RACE RED FLAGGED AFTER MOST RIDERS HAD COMPLETED 4 LAPS DUE TO CRASH AT TURN 2 OF NO. 66 (L. MOODY). RACE DECLARED AS 2/3rds RACE DISTANCE COMPLETED BY LEADERS. NO. 66 REMOVED AS CAUSE OF RED FLAG ***

The results are provisional until the end of the time limit for protests and appeals.


 Chief Timekeeper - Scott Laing


 Race Director - Tom Williams


 Clerk of Course - Paul Hinds



www.computime.com.au
 COMPUTIME RACE TIMING SYSTEMS PTY LTD





Winton Motor Raceway

Round 2 : March 12 - 14



ASBK.COM.AU

Date: 14/03/21
 Event: R14
 Weather: Sunny - Temp: 21.0C
 Track: Dry - Temp: 41.0C

Race 3

Started at: 15:12:55
 Laps: 6
 Starters: 18
 Printed at: 15:30

PROVISIONAL FASTEST LAPS SEQUENCE

Lap	Race Pos	No	Name	Machine	Fastest Lap	On Lap
1	1	26	Cameron SWAIN (QLD)	Yamaha YZF-R15	1:49.825	1
2	1	26	Cameron SWAIN (QLD)	Yamaha YZF-R15	1:44.391	2
3	1	26	Cameron SWAIN (QLD)	Yamaha YZF-R15	1:43.712	3

*** RACE RED FLAGGED AFTER MOST RIDERS HAD COMPLETED 4 LAPS DUE TO CRASH AT TURN 2 OF NO. 66 (L. MOODY). RACE DECLARED AS 2/3rds RACE DISTANCE COMPLETED BY LEADERS. NO. 66 REMOVED AS CAUSE OF RED FLAG ***

The results are provisional until the end of the time limit for protests and appeals.

Chief Timekeeper - Scott Lang

Race Director - Tom Williams

Clerk of Course - Paul Hinds



www.computime.com.au
 COMPUTIME RACE TIMING SYSTEMS PTY LTD





Winton Motor Raceway

Round 2 : March 12 - 14



ASBK.COM.AU f t i y

Date: 14/03/21
 Event: R14
 Weather: Sunny - Temp: 21.0C
 Track: Dry - Temp: 41.0C

Race 3

Started at: 15:12:55
 Laps: 6
 Starters: 18
 Printed at: 15:30

PROVISIONAL LAP SHEET


No	Lap Time	Gap	No	Lap Time	Gap	No	Lap Time	Gap
Lap 1			72	1:49.113	10.466	26	1:44.115	
26	1:49.825		13	1:54.474	17.504	65	1:45.117	3.907
65	1:50.365	.540	48	1:50.931	17.804	42	1:45.119	5.929
42	1:52.585	2.760	46	1:52.525	20.499	68	1:46.240	10.836
35	1:53.070	3.245	33	1:55.512	21.357	35	1:47.211	12.821
68	1:54.047	4.222	93	1:53.321	21.546	41	1:46.522	14.944
72	1:55.569	5.744	12	1:54.684	22.589	14	1:46.929	15.018
41	1:55.617	5.792	40	1:55.441	25.239	27	1:47.814	16.091
14	1:55.736	5.911	18	1:56.935	29.091	66	1:47.902	16.386
27	1:55.963	6.138	Lap 3			72	1:48.684	20.081
66	1:56.536	6.711	26	1:43.712		13	1:48.745	28.251
13	1:57.246	7.421	65	1:44.917	2.905	48	1:49.787	29.786
33	2:00.061	10.236	42	1:44.849	4.925	93	1:50.485	34.997
48	2:01.089	11.264	68	1:46.656	8.711	33	1:50.485	35.291
12	2:02.121	12.296	35	1:47.131	9.725	46	1:51.225	35.455
46	2:02.190	12.365	14	1:47.136	12.204	12	1:52.195	40.737
93	2:02.441	12.616	27	1:46.472	12.392			
40	2:04.014	14.189	41	1:47.529	12.537			
18	2:06.372	16.547	66	1:46.758	12.599			
			72	1:48.758	15.512			
			13	1:49.829	23.621			
			48	1:50.022	24.114			
			46	1:51.558	28.345			
			93	1:50.793	28.627			
			33	1:51.276	28.921			
			12	1:53.780	32.657			
			40	1:56.301	37.828			
			18	1:57.130	42.509			
			Lap 4					

*** RACE RED FLAGGED AFTER MOST RIDERS HAD COMPLETED 4 LAPS DUE TO CRASH AT TURN 2 OF NO. 66 (L. MOODY). RACE DECLARED AS 2/3rds RACE DISTANCE COMPLETED BY LEADERS. NO. 66 REMOVED AS CAUSE OF RED FLAG ***

The results are provisional until the end of the time limit for protests and appeals.


 Chief Timekeeper - Scott Lang


 Race Director - Tom Williams


 Clerk of Course - Paul Hinds



www.computime.com.au
 COMPUTIME RACE TIMING SYSTEMS PTY LTD





Winton Motor Raceway

Round 2 : March 12 - 14



ASBK.COM.AU f t i y

Date: 14/03/21
 Event: R14
 Weather: Sunny - Temp: 21.0C
 Track: Dry - Temp: 41.0C

Race 3

Started at: 15:12:55
 Laps: 6
 Starters: 18
 Printed at: 15:30

PROVISIONAL LAP CHART

Name	Grid	1	2	3	4	Name
H. NELSON	29	20	20	20	26	C. SWAIN
C. SWAIN	26	65	65	65	65	N. O'NEILL
N. O'NEILL	65	42	42	42	42	R. NAUTA
T. JAMES	27	35	68	68	68	R. LARKIN
V. FLEMING	35	68	35	35	35	V. FLEMING
R. NAUTA	42	72	41	14	41	H. THOMPSON
L. RUSSO	72	41	14	27	14	H. WATTS
H. WATTS	14	14	66	41	27	T. JAMES
R. LARKIN	68	27	27	66	66	L. MOODY
L. MOODY	66	66	72	72	72	L. RUSSO
H. THOMPSON	41	13	13	13	13	M. HAMOD
M. HAMOD	13	33	48	48	48	V. KNEZOVIC
N. LAKUSIC	12	48	46	46	93	T. McCLURE
W. HUNT	46	12	33	93	33	J. FAVELLE
J. FAVELLE	33	46	93	33	46	W. HUNT
V. KNEZOVIC	48	93	12	12	12	N. LAKUSIC
T. McCLURE	93	40	40	40		
O. SKINNER	40	18	18	18		
E. ANDREW	18					

*** RACE RED FLAGGED AFTER MOST RIDERS HAD COMPLETED 4 LAPS DUE TO CRASH AT TURN 2 OF NO. 66 (L. MOODY). RACE DECLARED AS 2/3rds RACE DISTANCE COMPLETED BY LEADERS. NO. 66 REMOVED AS CAUSE OF RED FLAG ***

The results are provisional until the end of the time limit for protests and appeals.

Scott Lang
 Chief Timekeeper - Scott Lang

Tom Williams
 Race Director - Tom Williams

Paul Hinds
 Clerk of Course - Paul Hinds



www.computime.com.au
 COMPUTIME RACE TIMING SYSTEMS PTY LTD





Winton Motor Raceway

Round 2 : March 12 - 14



ASBK.COM.AU f t i y

Date: 14/03/21
 Event: R14
 Weather: Sunny - Temp: 21.0C
 Track: Dry - Temp: 41.0C

Race 3

Started at: 15:12:55
 Laps: 6
 Starters: 18
 Printed at: 15:30


PROVISIONAL BEST PARTIAL TIMES


Pos	Split 1		Split 2		Split 3		Split 4		LAP		Ideal	Fastest
	Name	Time	Name	Time	Name	Time	Name	Time	Name			
1	R. NAUTA	15.056	N. O'NEILL	16.831	C. SWAIN	35.221	C. SWAIN	36.355	C. SWAIN	1:43.571	1:43.712	
2	C. SWAIN	15.078	C. SWAIN	16.917	R. NAUTA	35.457	R. NAUTA	36.481	R. NAUTA	1:44.267	1:44.849	
3	N. O'NEILL	15.202	R. LARKIN	17.190	N. O'NEILL	35.687	N. O'NEILL	36.633	N. O'NEILL	1:44.353	1:44.917	
4	R. LARKIN	15.279	R. NAUTA	17.273	T. JAMES	35.721	R. LARKIN	36.911	R. LARKIN	1:45.578	1:45.936	
5	H. THOMPSON	15.334	V. FLEMING	17.390	L. MOODY	35.791	H. WATTS	37.151	T. JAMES	1:46.296	1:46.472	
6	T. JAMES	15.408	H. WATTS	17.442	R. LARKIN	36.198	H. THOMPSON	37.294	H. THOMPSON	1:46.329	1:46.522	
7	H. WATTS	15.464	H. THOMPSON	17.500	H. THOMPSON	36.201	V. FLEMING	37.436	H. WATTS	1:46.381	1:46.929	
8	L. MOODY	15.535	T. JAMES	17.580	H. WATTS	36.324	L. MOODY	37.445	L. MOODY	1:46.730	1:46.758	
9	V. FLEMING	15.596	L. RUSSO	17.835	V. FLEMING	36.369	T. JAMES	37.587	V. FLEMING	1:46.791	1:47.131	
10	L. RUSSO	15.723	L. MOODY	17.959	M. HAMOD	36.740	M. HAMOD	37.800	L. RUSSO	1:48.183	1:48.684	
11	M. HAMOD	15.745	T. McCLURE	18.086	L. RUSSO	36.762	L. RUSSO	37.863	M. HAMOD	1:48.648	1:48.745	
12	T. McCLURE	15.805	V. KNEZOVIC	18.122	T. McCLURE	37.207	V. KNEZOVIC	37.963	V. KNEZOVIC	1:49.415	1:49.787	
13	V. KNEZOVIC	15.825	W. HUNT	18.226	J. FAVELLE	37.500	J. FAVELLE	38.224	T. McCLURE	1:49.755	1:50.485	
14	J. FAVELLE	15.925	M. HAMOD	18.363	V. KNEZOVIC	37.505	T. McCLURE	38.657	J. FAVELLE	1:50.208	1:50.485	
15	W. HUNT	16.142	J. FAVELLE	18.559	W. HUNT	37.592	N. LAKUSIC	38.885	W. HUNT	1:51.002	1:51.225	
16	N. LAKUSIC	16.492	N. LAKUSIC	18.702	N. LAKUSIC	38.116	W. HUNT	39.042	N. LAKUSIC	1:52.195	1:52.195	
17	O. SKINNER	16.615	O. SKINNER	19.053	O. SKINNER	39.403	E. ANDREW	39.689	O. SKINNER	1:54.966	1:55.441	
18	E. ANDREW	17.342	E. ANDREW	19.795	E. ANDREW	39.443	O. SKINNER	39.895	E. ANDREW	1:56.269	1:56.935	

*** RACE RED FLAGGED AFTER MOST RIDERS HAD COMPLETED 4 LAPS DUE TO CRASH AT TURN 2 OF NO. 66 (L. MOODY). RACE DECLARED AS 2/3rds RACE DISTANCE COMPLETED BY LEADERS. NO. 66 REMOVED AS CAUSE OF RED FLAG ***

The results are provisional until the end of the time limit for protests and appeals.


 Chief Timekeeper - Scott Lang


 Race Director - Tom Williams


 Clerk of Course - Paul Hinds



www.computime.com.au
 COMPUTIME RACE TIMING SYSTEMS PTY LTD





Winton Motor Raceway

Round 2 : March 12 - 14



OCEANIA JUNIOR CUP PROVISIONAL ROUND POINTS



ASBK.COM.AU f t i y

OCEANIA JUNIOR CUP

Pos	No	Name	Rnd 2 Race 1	Rnd 2 Race 2	Rnd 2 Race 3	Total
1	26	Cameron SWAIN	25	25	25	75
2	65	Nate O'NEILL	14	20	20	54
3	14	Harrison WATTS	20	17	14	51
4	42	Riley NAUTA	12	18	18	48
5	41	Hudson THOMPSON	16	16	15	47
6	72	Levi RUSSO	18	15	12	45
7	68	Ryan LARKIN	17	10	17	44
8	27	Toby JAMES	15	13	13	41
9	35	Varis FLEMING	4	12	16	32
10	13	Marcus HAMOD	10	11	11	32
11	48	Valentino KNEZOVIC	9	9	10	28
12	66	Lachlan MOODY	13	14		27
13	33	Jack FAVELLE	11	7	8	26
14	93	Tate McCLURE	7	8	9	24
15	46	William HUNT	6	6	7	19
16	12	Nikolas LAKUSIC	8	5	6	19
17	40	Oliver SKINNER	5	4	5	14
18	18	Elijah ANDREW	3	3	4	10

Scott Laing
Chief Timekeeper - Scott Laing

Tom Williams
Race Director - Tom Williams

Paul Hinds
Clerk of Course - Paul Hinds



www.computime.com.au
COMPUTIME RACE TIMING SYSTEMS PTY LTD





Winton Motor Raceway

Round 2 : March 12 - 14



ASBK.COM.AU f t i y

OCEANIA JUNIOR CUP

PROVISIONAL PROGRESSIVE SERIES POINTS

OCEANIA JUNIOR CUP

Pos	No	Name	Rnd 2 Race 1	Rnd 2 Race 2	Rnd 2 Race 3	Total
1	26	Cameron SWAIN	25	25	25	75
2	65	Nate O'NEILL	14	20	20	54
3	14	Harrison WATTS	20	17	14	51
4	42	Riley NAUTA	12	18	18	48
5	41	Hudson THOMPSON	16	16	15	47
6	72	Levi RUSSO	18	15	12	45
7	68	Ryan LARKIN	17	10	17	44
8	27	Toby JAMES	15	13	13	41
9	35	Varis FLEMING	4	12	16	32
10	13	Marcus HAMOD	10	11	11	32
11	48	Valentino KNEZOVIC	9	9	10	28
12	66	Lachlan MOODY	13	14		27
13	33	Jack FAVELLE	11	7	8	26
14	93	Tate McCLURE	7	8	9	24
15	46	William HUNT	6	6	7	19
16	12	Nikolas LAKUSIC	8	5	6	19
17	40	Oliver SKINNER	5	4	5	14
18	18	Elijah ANDREW	3	3	4	10

Scott Laing
Chief Timekeeper - Scott Laing

Tom Williams
Race Director - Tom Williams

Paul Hinds
Clerk of Course - Paul Hinds



www.computime.com.au
COMPUTIME RACE TIMING SYSTEMS PTY LTD









Winton Motor Raceway

Round 2 : March 12 - 14



ASBK.COM.AU    

Date: 14/03/21
Event: R14
Weather: Sunny - Temp: 21.0C
Track: Dry - Temp: 41.0C

Race 3


Started at: 15:12:55
Laps: 6
Starters: 18
Printed at: 15:30

PROVISIONAL RACE INFORMATION


Time	Description
15:10:00	WARM UP LAP STARTED / PIT EXIT OPEN FOR 1 MINUTE
15:11:00	PIT EXIT CLOSED
15:12:55	Event Start
15:15:50	NO JUMP STARTS
15:20:41	Red Flag
15:21:06	RED FLAG DUE TO CRASH AT TURN 2 (No. 66 - L. MOODY) - RACE DECLARED
15:21:16	Event Finish

*** RACE RED FLAGGED AFTER MOST RIDERS HAD COMPLETED 4 LAPS DUE TO CRASH AT TURN 2 OF NO. 66 (L. MOODY). RACE DECLARED AS 2/3rds RACE DISTANCE COMPLETED BY LEADERS. NO. 66 REMOVED AS CAUSE OF RED FLAG ***


The results are provisional until the end of the time limit for protests and appeals.



Chief Timekeeper - Scott Lang



Race Director - Tom Williams



Clerk of Course - Paul Hinds



www.computime.com.au
COMPUTIME RACE TIMING SYSTEMS PTY LTD

